A New Global Energy Budget Poster, with Flux Integer Tables for Clear, Cloudy and All-sky Conditions

Miklos Zagoni, Eotvos Lorand University, Faculty of Natural Sciences. Email:miklos.zagoni@t-online.hu

All-sky CERES	EBAF Ed 4.0	EBAF Ed 2.8	Edition MZ	UNITS N	Ed MZ – Ed 4.0	Ed MZ – Ed 2.8	Ed 4.0 – Ed 2.8
TOA LW	240. 1	239. 6	240. 1	9	0.0	0.5	0.5
SFC SW net	163. 7	162. 3	160. 1	6	-3.6	-2.2	1.4
SFC LW down	345. 0	345. 2	346. 8	13	1.8	1.6	-0.2
SFC (SW+LW) in	508. 7	507. 5	506. 9	19	-1.8	-0.6	1.2
SFC LW up	398. 3	398. 3	400. 2	15	1.9	1.9	0.0
SFC (SW+LW) net	110. 3	109. 2	106. 7	4	-3.6	-2.5	1.1
2OLR + LWCRE	511. 1	508. 1	506. 9	19	-4.2	-1.2	3.0
G	158. 2	158. 7	160. 1	6	1.9	1.4	-0.5
Clear-sky CERES							
TOA LW	268. 1	265. 4	266. 8	10	-1.3	1.4	2.7
SFC SW net	213. 9	214. 3	213. 4	8	-0.5	-0.9	-0.4
SFC LW down	314. 1	316. 3	320. 2	12	6.1	3.9	-2.2
SFC (SW+LW) in	528. 0	530. 6	533. 6	20	5.6	3.0	-2.6
SFC LW up	397. 6	398. 4	400. 2	15	2.6	1.8	-0.8
SFC (SW+LW) net	130. 4	132. 2	133. 4	5	3.0	1.2	-1.8
2OLR	536. 2	530. 8	533. 6	20	-2.6	2.8	5.4
G	129. 5	133. 0	133. 4	5	3.9	0.4	-3.5
LW CRE							
TOA	28.0	25.8	26.68	1	-1.3	0.9	2.2
SFC	30.9	28.9	26.68	1	-4.2	-2.2	2.0

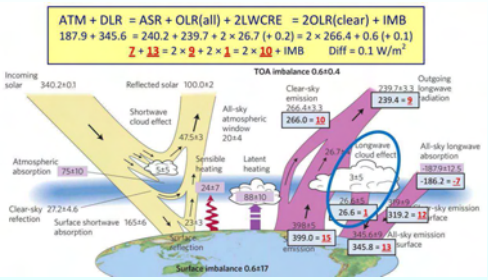

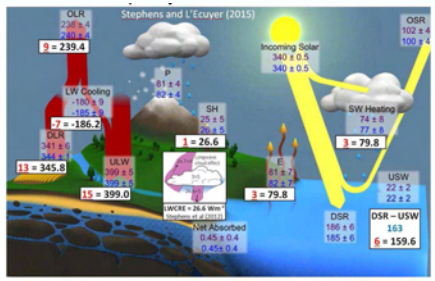

1 = 26.6 W/m², Δmax(Wild-EdMZ) = -3.8 W/m² (DLR)

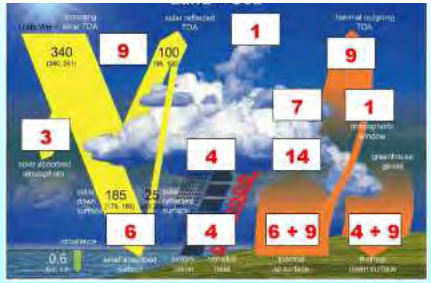

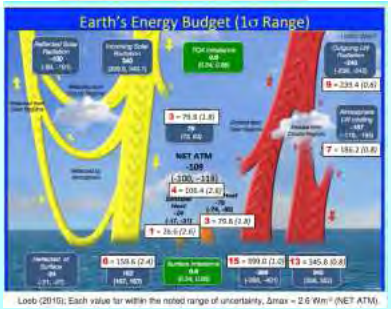

Earth's atmosphere is effectively IR-closed



The proof of the pudding is in the eating

Time series CERES EBAF Ed4.0 OLR and DLR for 2001-2016

Year	OLR(all-sky)	DLR(all-sky)	13*OLR(all-sky)/9	Diff
2001	239.81	344.98	346.39	1.41
2002	240.32	345.28	347.13	1.85
2003	240.46	345.26	347.34	2.08
2004	240.05	345.18	346.75	1.57
2005	240.31	345.98	347.11	1.13
2006	240.01	345.13	346.69	1.56
2007	240.46	344.54	347.34	2.80
2008	239.73	343.44	346.28	2.84
2009	239.93	344.34	346.57	2.23
2010	240.38	345.23	347.21	1.98
2011	240.03	343.84	346.70	2.86
2012	239.83	344.38	346.42	2.04
2013	240.15	345.18	346.88	1.70
2014	240.22	345.49	346.99	1.50
2015	240.48	346.50	347.35	0.85
2016	240.67	346.92	347.64	0.72

DLR fluctuates around, or slightly below, its annual pattern position of 13 × OLR/9

Ed4.0 OLR(all-sky) = 240.14 W/m² => (× 13/9) =>
EdMZ DLR(all-sky) = 346.87 W/m².

30 Wm⁻² increase in DLR would falsify EdMZ,

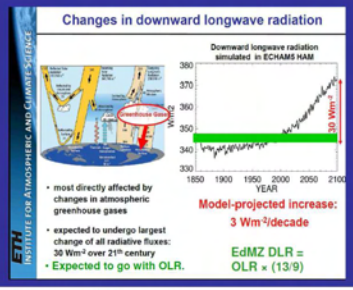

EdMZ DLR would falsify models.

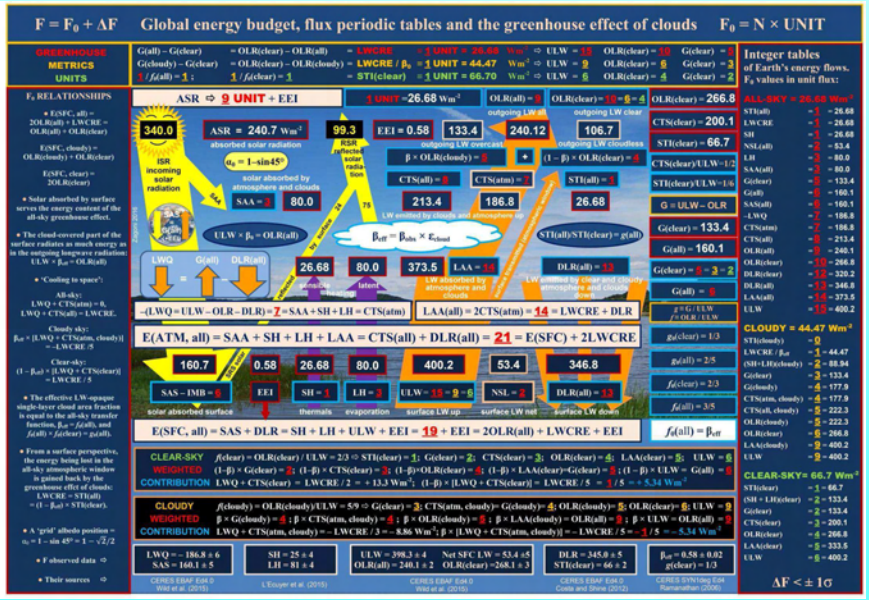

http://www.globalenergybudget.com