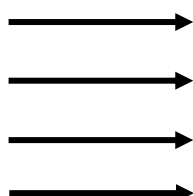


Understanding spatio-temporal variations of the Terrestrial Water Storage

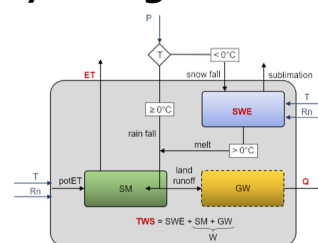
Poster B-20

Multi-Criteria Calibration

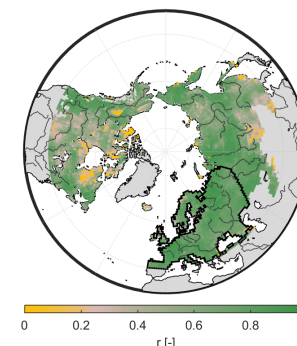
GRACE TWS
Snow Water Equivalent
Evapotranspiration
Runoff



Simple Hydrological Model



Model Performance

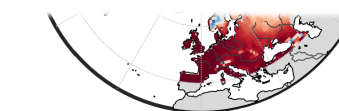


seasonal

interannual

different scales

different dominant
component



-1 SWE 0 50:50 1 CR W [%]

-1 SWE 0 50:50 1 CR W [%]

liquid water storages

